

Network Camera Firmware

Version: V5.5.80

Release Note (**External**)

(2018-09-13)

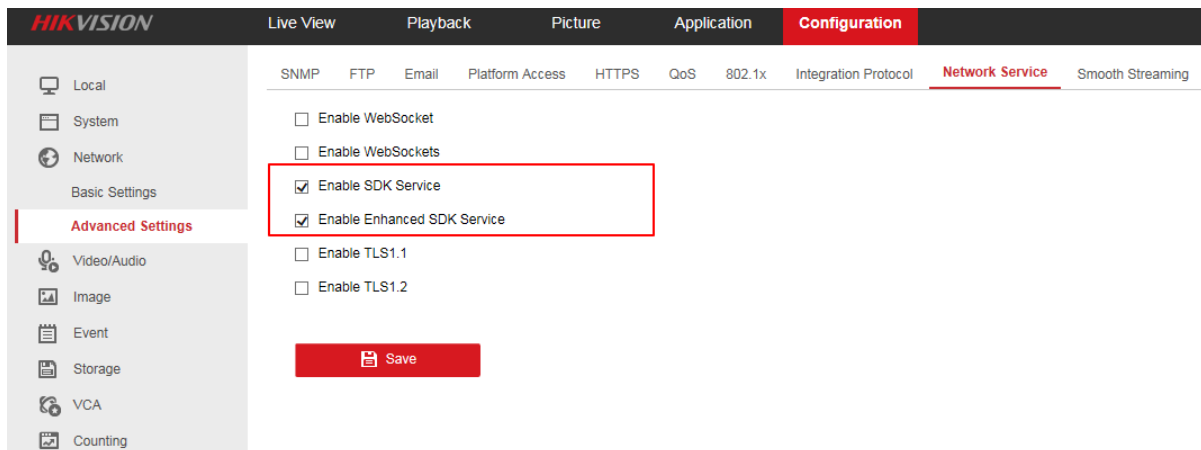
Firmware Basic Information	Firmware Version:	V5.5.80 build 180911
	SDK Version:	V5.3.6.35 build180830
	Play Library (PlayCtrl.dll)	V7.3.5.0
	Encapsulation Library (SystemTransform.dll)	V2.5.2.15
	Voice intercom library (AudioIntercom.dll)	V1.4.0.6
	iVMS-4200	V2.5.13.2 build170709
	IE Client version	V4.0.1 build170711

Hikvision Firmware V5.5.80 Features

****for DS-2CD1X43G0, DS-2CD1X53G0, DS-2X41G1-IDW, DS-2X51G1-IDW Cameras***

1. Improved Features

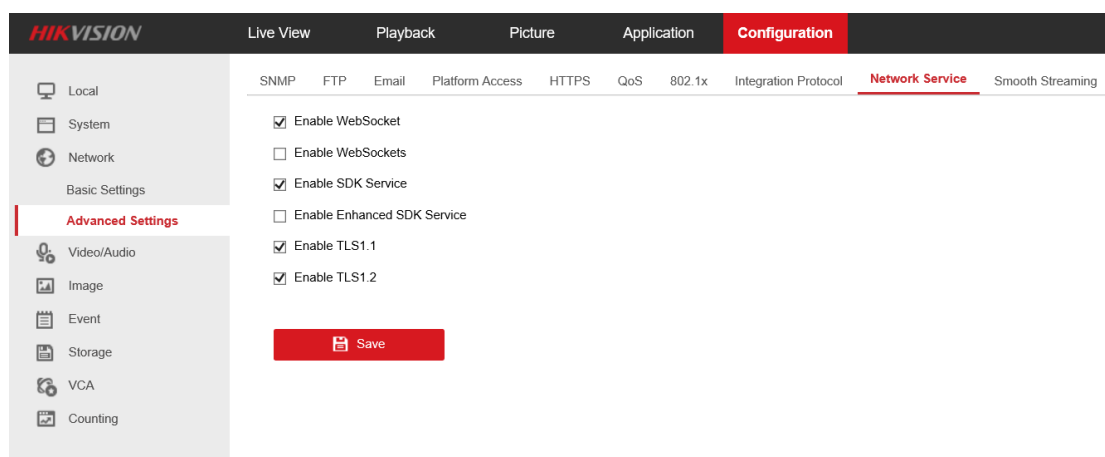
- Newly add the Enhanced SDK (SDK over TLS) service port configuration and the default port is 8443. The range of port configuration is 2000 to 65535. Add the Enhanced SDK service and SDK service switch. The Enhanced SDK service is enabled by default. The operation of restoring won't change the status of SDK service, only the default operation will change the service status to be enabled. The enhanced SDK service function is disabled by default if the device is upgrading from previous version to V5.5.80. For those devices with factory V5.5.80, the SDK service is enabled by default.



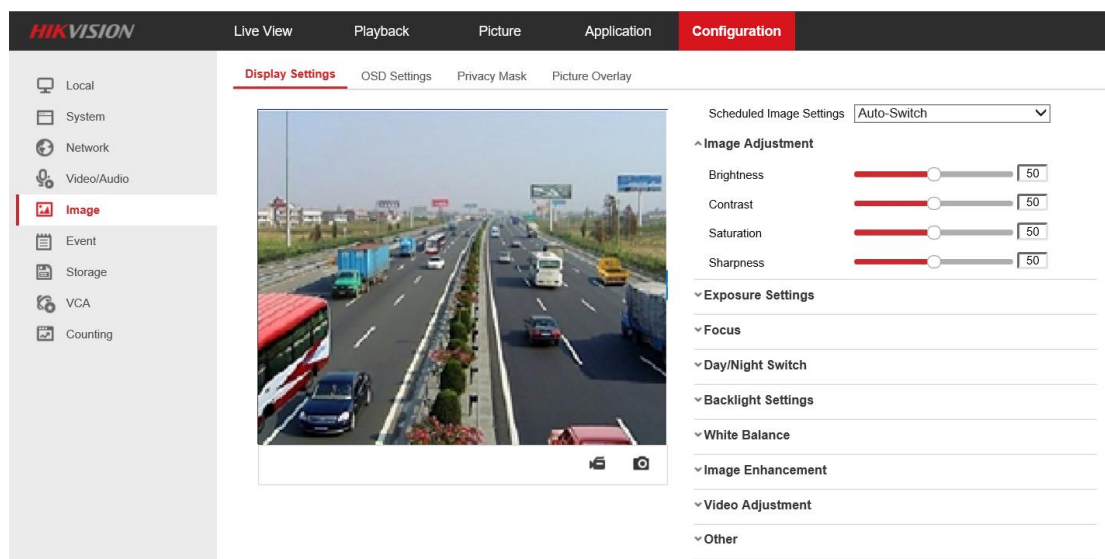
- For the device, which the Hik-Connect verification code is the combination of capital & small ABCDEF or empty code cannot be added to the Hik-Connect server with V1.5.54 or above. For those old device without verification code, if the device is unbound with Hik-connect account and the verification code is empty, it needs server assign a verification code when the APP first adds the device. The device can register and bind to the Hik-connect account within 24 hours. It needs to add it again if out of 24 hours. There is no influence after upgrading if the device is already bind to the Hik-Connect account.
- The password doesn't allow contain the user name, it does not affect the devices with factory default activation and the default password is admin + verification code, but user wants to change the password need to comply with this specification.
- The Host name/IP will change to random string when the self-signed certificate is generated by factory. The device supports exporting self-signed root certificate. After upgrading to the new firmware version, the device will automatically rebuild the Hostname/IP according to the default self-signed certificate. The operation of restoring will keep the same status as before if the user deletes the certificate. It is necessary to rebuild the self-signed certificate if defaulting the device. Add the judgement process when certificate is deleted, the certificate cannot be deleted and it will pop-up hint if the Websockets, HTTPS, Enhanced SDK Service functions are enabled.
- Add prompt of the available characters of user name and password:
User name: A-Z,a-z,0-9 and !#\$%&'()*+,-./;<=>?@[^_`{|}~ space
Password: A-Z,a-z,0-9 and !"#%&'()*+,-./:;<=>?@[^_`{|}~ space
- Support HTTPS and is enabled by default. The status of HTTPS will keep same as before if

restoring the device. Only default operation will change the HTTPS status to be enabled as default, HTTPS skip automatically is supported and is disabled by default. Newly add the HTTPS port mapping

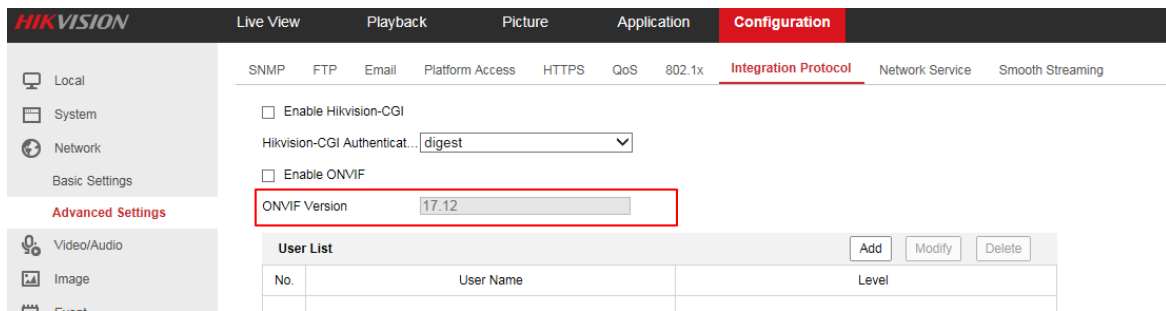
- ONVIF is disabled by default. The status of ONVIF will keep same as before if restoring the device. Only default operation will change the ONVIF status to be disabled as default.
- Newly add TLS1.1 and TLS1.2 Enable selection box. TLS1.1 and TLS1.2 is enabled as default. After restore or default, TLS1.1 and TLS1.2 will be back to enable status. TLS1.0 is unsupported. For compatibility reason, Email, Wi-Fi and 802.1x are still support TLS1.0. TLS1.1 and TLS1.2 cannot be disable at the same time. When disable TLS1.1 and TLS1.2 at the same time, it will show Device error.



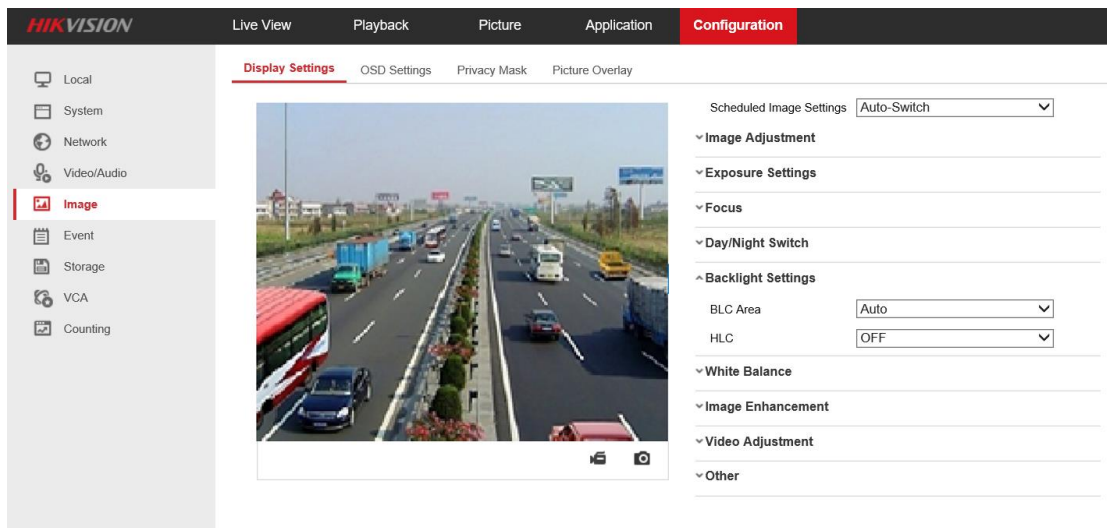
- The series port debug command has been changed from zhimakaimen to debug
- Newly add 'Start Recording' and 'Capture' bottom on Web-Configuration-Image interface, to save picture or clip to local.



- The ONVIF version can be checked in the web interface



- Newly add Auto mode of BLC (Backlight Compensation) Area. When enable HLC (High Light Compression) and auto mode BLC Area at the same time, HLC works, auto mode BLC does not work.



- Newly support Focus and Zoom in/out on Hik-Connect APP.
- SSID is blank in Wi-Fi configuration interface by default. Support enable and disable Wi-Fi. Wi-Fi is enabled status as default.
- Wi-Fi cameras support dual color (blue & red) indicator flash light, and it supports to be enabled or disabled on web.
When light flashes blue: Successfully connected
When light flashes red: Normal on: camera is starting up. Slow flashing: network connect failure. Fast flashing: SD card or other failure. Fast flashing means the lights on and off in every 200ms, while for slow flashing is 2 second.
When the blue and red flash alternatively: camera starts up successfully and ready for Wi-Fi connect
- Hik-Connect stream.

<u>Standard</u>	<u>Using main stream. And it won't change the main stream type.</u>
<u>Basic</u>	<u>If camera sub stream is 4CIF/VGA/nHD(640x360), the resolution won't change. If not, it will change sub stream to default resolution, 10fps, 256kbps.</u>
<u>Fluent</u>	<u>If camera sub stream is 320x240/CIF, the resolution won't be changed. Then if sub stream support 320x240/CIF, it will change the sub stream resolution to 320x240 or CIF (according to the order).Other condition, it will change sub stream to default resolution, 8fps, 128kbps.</u>

- Import configuration file won't change the DHCP status
- Hik-Connect server online upgrading is removed and no upgrade button in web interface and IVMS-4200 client software.
- Wi-Fi camera in Wi-Fi kit supports configure Country/Area parameter.

Compatibility Update

- HIKCGI version: V2.0;
- ISAPI version: V2.4;
- ONVIF version: V1612, official test tool version: V1701;
- Milestone:
 1. Milestone Enterprise 8.1a(10.2a), Milestone drive version (Driver 9.1), test HIKCGI
 2. Milestone software version (Milestone Corporate 11.1a), Milestone drive version (Driver 9.1), test HIKCGI
- Avigilon:
 1. Control Center: V5.10.12.2;
 2. Test ONVIF.
- Excaqvision:
 1. Version: 8.4.2
 2. Protocol: HIKCGI, ONVIF
- NAS(Only test for Brainaire):

DS-A2016R, DS-A1016RS V2.2.0-7

- **Tested NVRs:**

DS-96256NI-I24/H(baseline V3.2.8_170213_05)

96000 I Series

96000NI-I Series NVR (V3.6.21)

E Series: DS-7732NI -E4/16P(V3.4.92)

G Series: DS-7608NI-G2/4P(V3.4.1 build 151225)

K Series: V3.4.93

Netra DVR: DS-9016HFI-ST(V3.4.3)

Note: The compatibility of IPC and NVR models in the same NVR series is the same.

- **Tested Keyboard:**

DS-1600KI V2.0.0

DS-1006KI V1.0

Customer Impact and Recommended Action

This update refers to function/compatibility improvement and will take effect automatically after the Date of Change. We are very sorry for any inconvenience of use-habit changes caused by this action. For any questions and request for this firmware, please contact our local technical support team.

Remarks:

- Hikvision reserves the right to change, alter or withdraw the above notification without prior notice.
- Product design and specifications are subject to change without prior notice.
- The Hikvision firmware may contain defects or errors known as errata which may cause the product to deviate from published specifications. Current characterized errata are available on request.
- Hikvision is not liable for any typing or printing errors.

Hikvision Digital Technology CO., Ltd.
No. 555 Qianmo Road, Binjiang District, Hangzhou 310051, China
Tel: +86-571-8807-5998
FAX: +86-571-8993-5635
Email: overseabusiness@hikvision.com

Supported Product List (1X43G0 1X53G0 2X41G1-IDW 2X51G1-IDW series)

Product Category	Model Number	Product Description
Fixed Bullet	DS-2CD1053G0-I	5MP, IR, WDR
Fixed Dome	DS-2CD1153G0-I	5MP, IR, WDR
Fixed Turret	DS-2CD1353G0-I	5MP, IR, WDR
EXIR VF Bullet	DS-2CD1653G0-I(Z)	5MP, IR, WDR
EXIR VF Dome	DS-2CD1753G0-I(Z)	5MP, IR, WDR
EXIR VF Turret	DS-2CD1H53G0-I(Z)	5MP, IR, WDR
Fixed Bullet	DS-2CD1043G0-I	4MP, IR, WDR
Fixed Dome	DS-2CD1143G0-I	4MP, IR, WDR
Fixed Turret	DS-2CD1343G0-I	4MP, IR, WDR
EXIR VF Bullet	DS-2CD1643G0-I(Z)	4MP, IR, WDR
EXIR VF Dome	DS-2CD1743G0-I(Z)	4MP, IR, WDR
EXIR VF Turret	DS-2CD1H43G0-IZ	4MP, IR, WDR
Wi-Fi Bullet	DS-2CD2041G1-IDW1	4MP build-in Wi-Fi
Wi-Fi Bullet	DS-2CD2051G1-IDW1	5MP build-in Wi-Fi
Wi-Fi Dome	DS-2CD2141G1-IDW1	4MP build-in Wi-Fi